


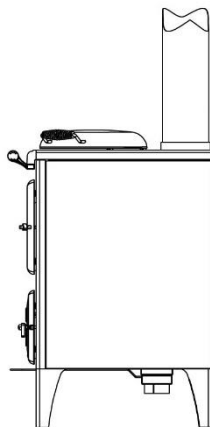


Fitting an Outside Air Connection to ESSE Bakeheart and Warmheart Cookstoves

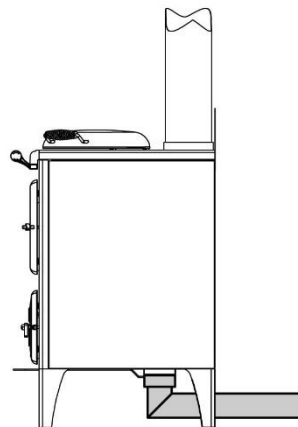
The ESSE Bakeheart and Warmheart cookstoves both come from the factory ready to accept an outside air connection without any modifications.



The air intake for the cookstove is located underneath, towards the rear of the cookstove and is directly controlled by the single air control which runs to the front.



Without External Air



With External Air

The collar around the air intake has an external diameter of 80mm for fixing the heat resistant external air duct to. We recommend fixing the ducting in place using a hose clamp or similar. It is important that the open end of the air duct is covered by a grate or mesh to prevent blockages in the length of the duct.